



Student satisfactory survey

Questions

Responses **170**

Settings

170 responses



Accepting responses

Summary

Question

Individual

Who has responded?

Email

prasadkulkarni6122@gmail.com

prasadkulkarni6122@gmail.com (1)

shraddhampuslekar07@gmail.com

aishwaryabnawale1234@gmail.com

sahilmahalle1@gmail.com

madhuriharne2000@gmail.com

sahareharsha44@gmail.com

sakshijayale55@gmail.com

duhelishbiker1414@gmail.com

Waiting for 3 responses

[Send email reminder](#)

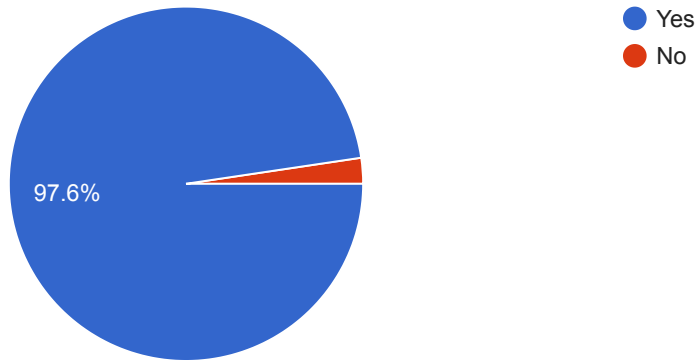
rupalijillawar@gmail.com

pl_ramteke@rediffmail.com

rupalij2662514@gmail.com

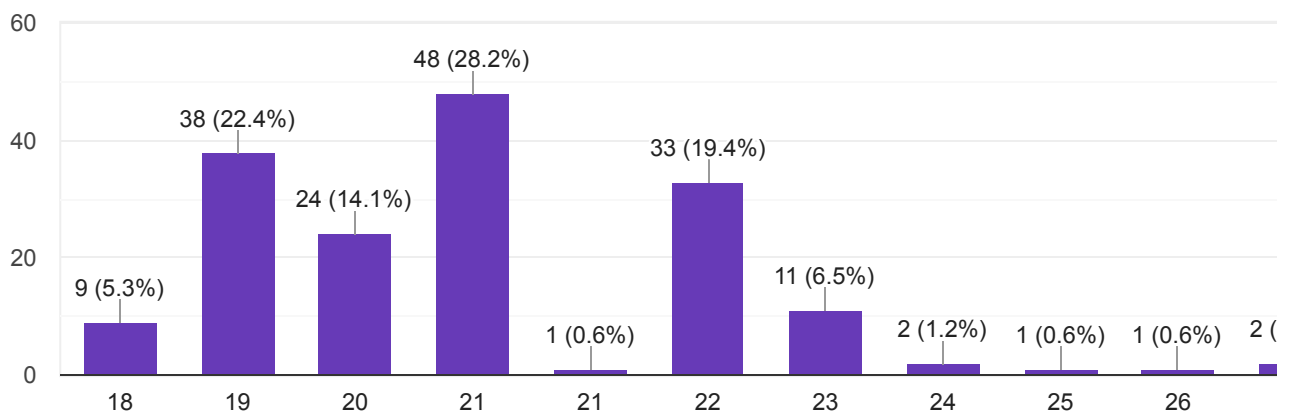
A) Please confirm this is the first and only time you answer this survey.

170 responses



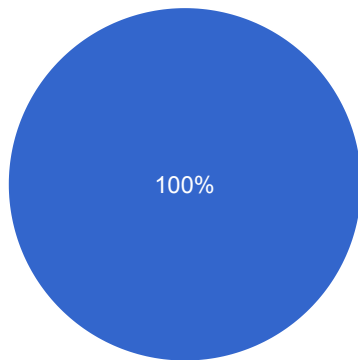
B) Age:

170 responses



C) College Name:

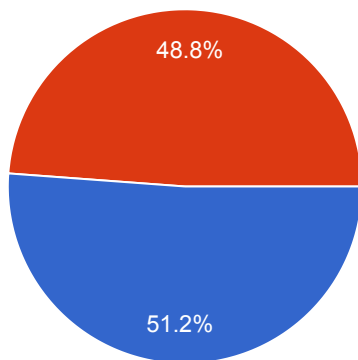
170 responses



● H. V. P. M's College of Engineering & Technology, Amravati

D) Gender:

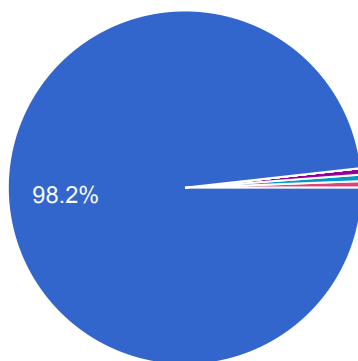
170 responses



● Female
● Male
● Transgender

E) What degree program are you pursuing now?

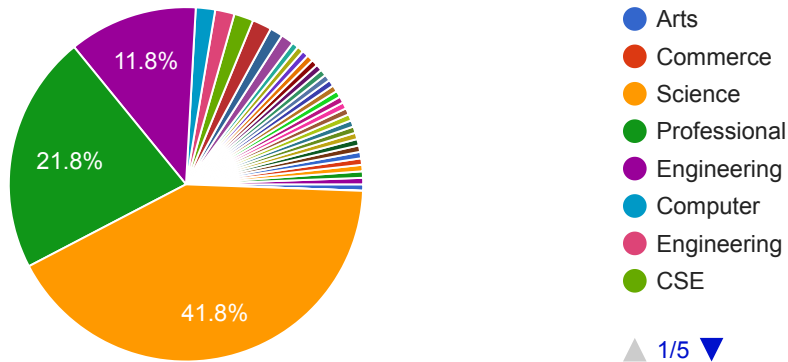
170 responses



● Bachelor's
● Master's
● M. Phil
● Doctorate
● NA
● Graduation
● Engineering (B.E)

F) What subject area are you currently pursuing?

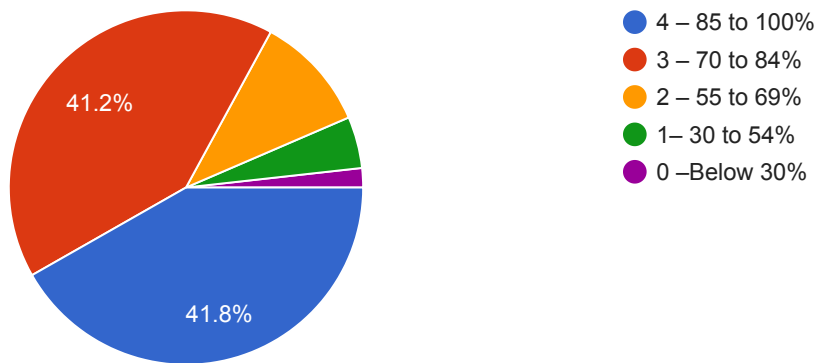
170 responses



Criterion II – Teaching–Learning and Evaluation Student Satisfaction Survey on Teaching Learning Process Following are questions for online student satisfaction survey regarding teaching learning process.

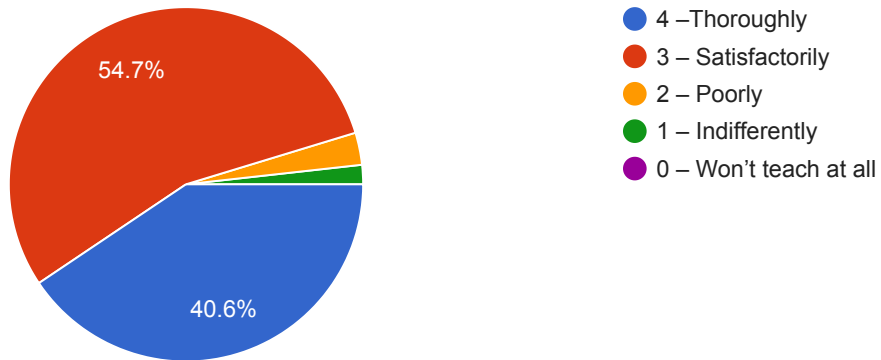
1. How much of the syllabus was covered in the class?

170 responses



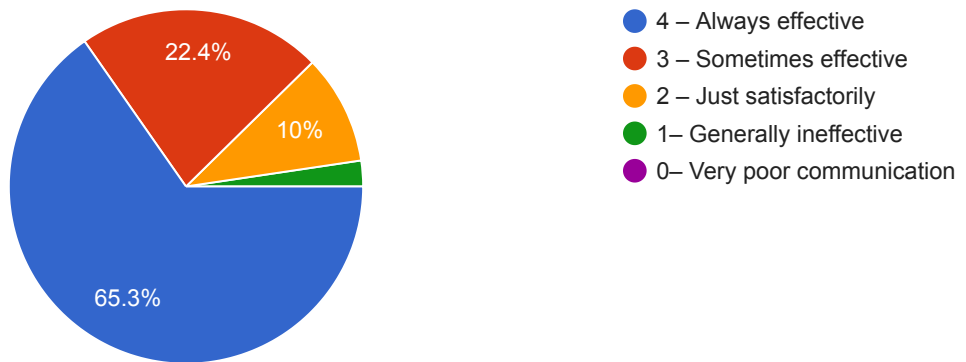
2. How well did the teachers prepare for the classes?

170 responses



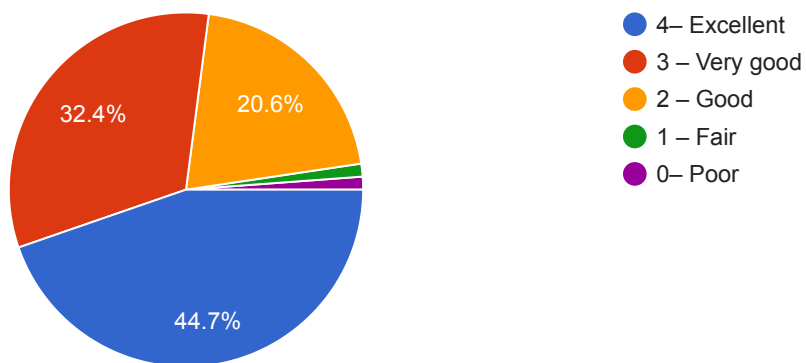
3. How well were the teachers able to communicate?

170 responses



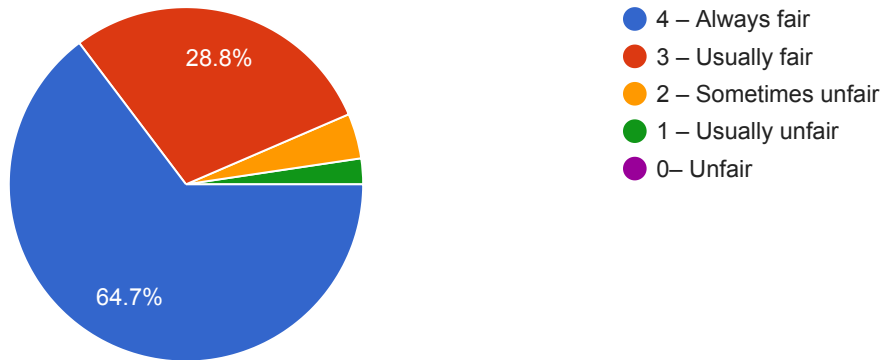
4. The teacher's approach to teaching can best be described as

170 responses



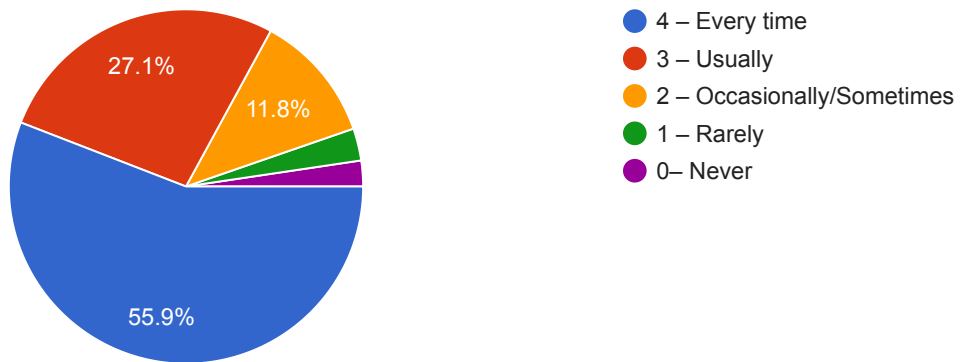
5. Fairness of the internal evaluation process by the teachers.

170 responses



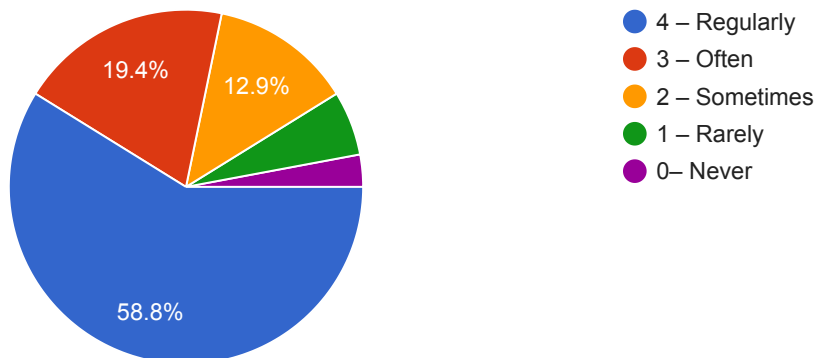
6. Was your performance in assignments discussed with you?

170 responses



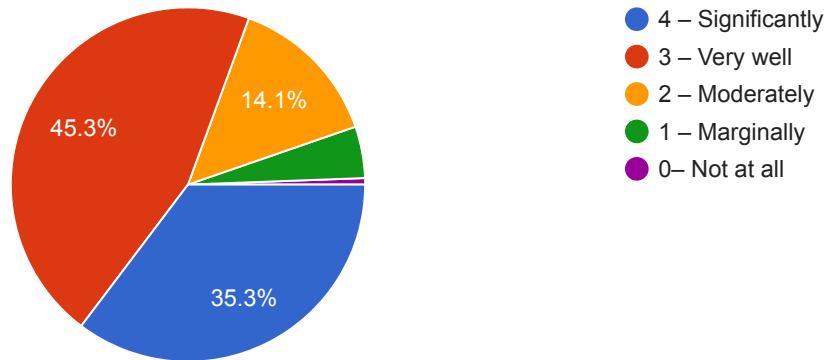
7. The institute takes active interest in promoting internship, student exchange, field visit opportunities for students.

170 responses



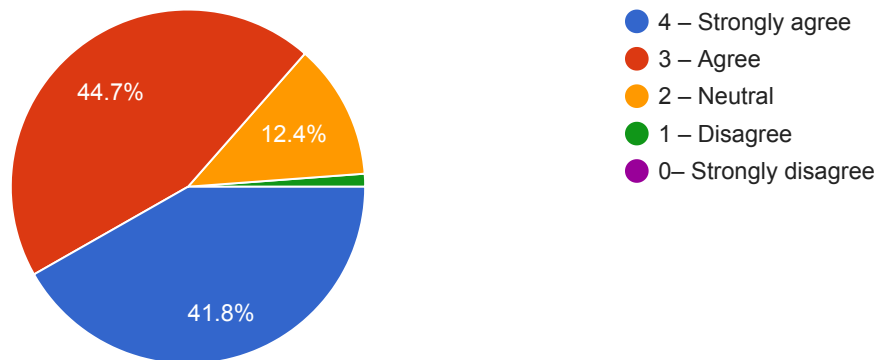
8. The teaching and mentoring process in your institution facilitates you in cognitive, social and emotional growth.

170 responses



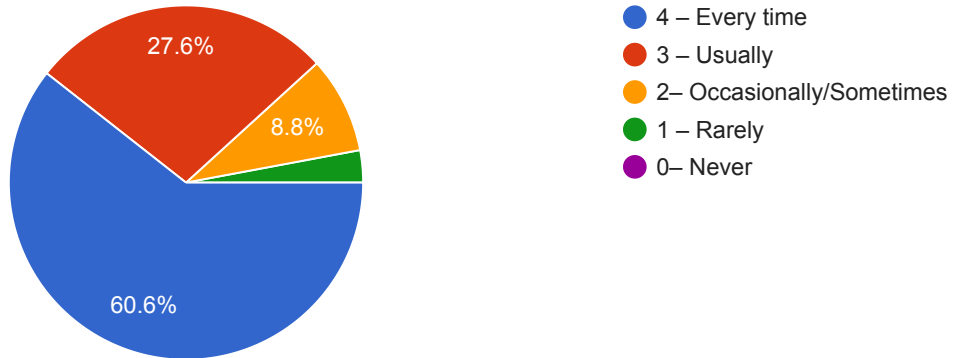
9. The institution provides multiple opportunities to learn and grow.

170 responses



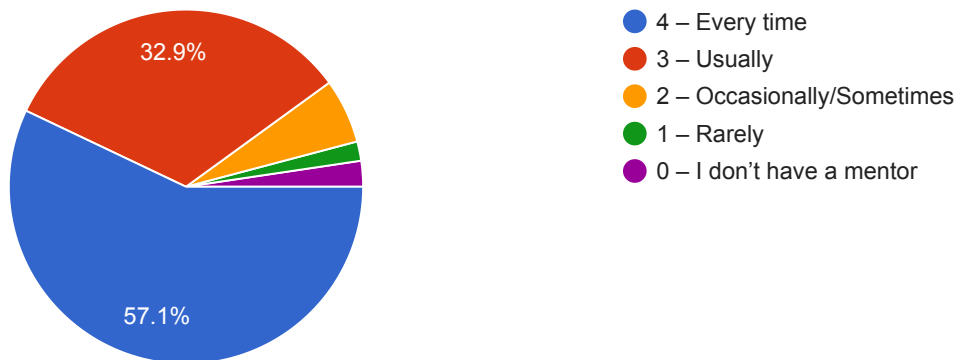
10. Teachers inform you about your expected competencies, course outcomes and programme outcomes.

170 responses



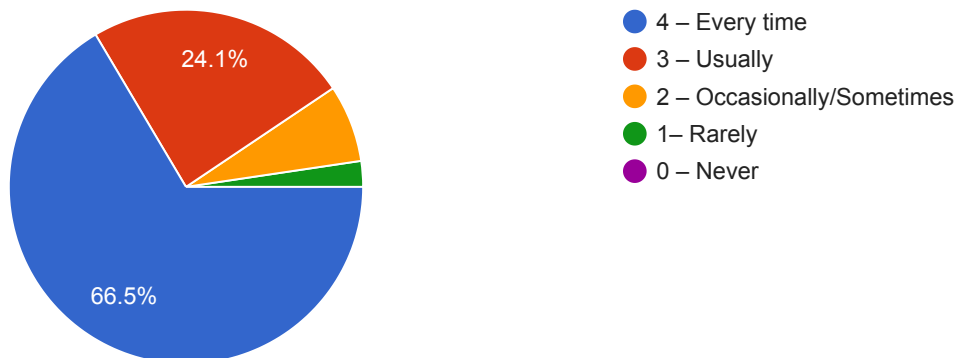
11. Your mentor does a necessary follow-up with an assigned task to you.

170 responses



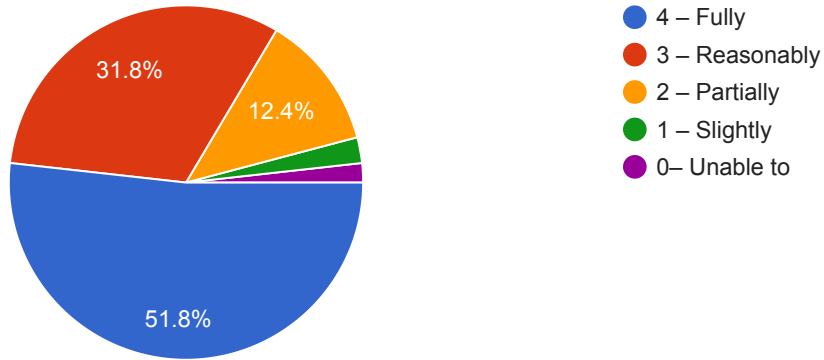
12. The teachers illustrate the concepts through examples and applications.

170 responses



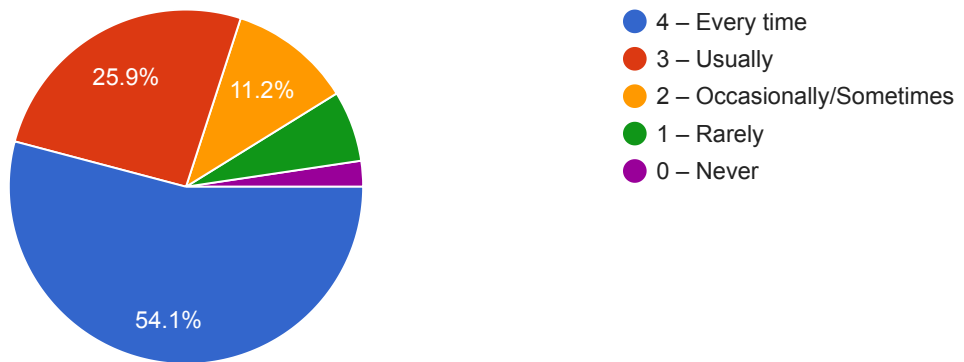
13. The teachers identify your strengths and encourage you with providing right level of challenges.

170 responses



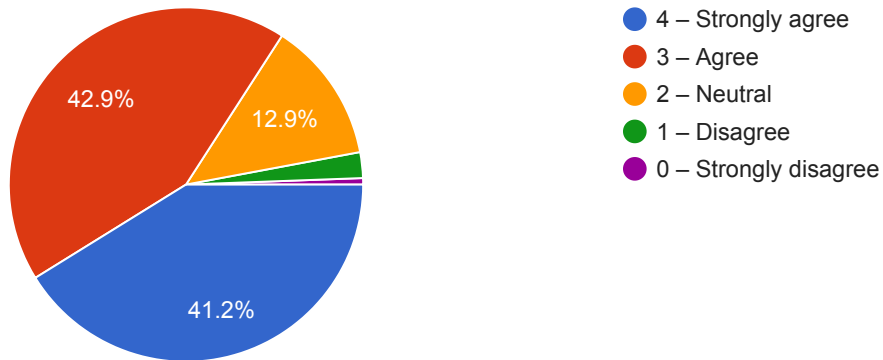
14. Teachers are able to identify your weaknesses and help you to overcome them.

170 responses



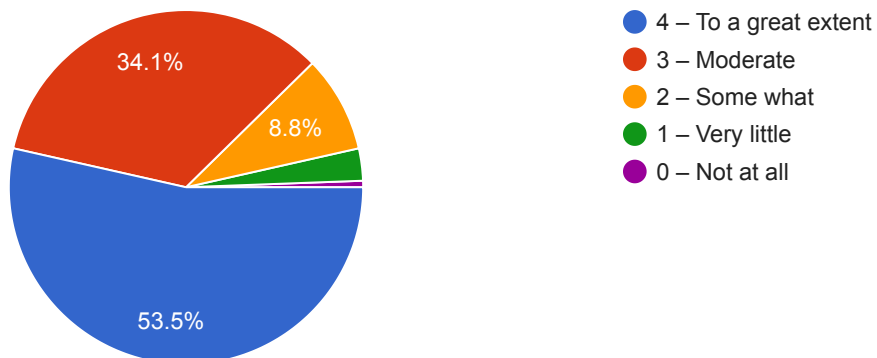
15. The institution makes effort to engage students in the monitoring, review and continuous quality improvement of the teaching learning process.

170 responses



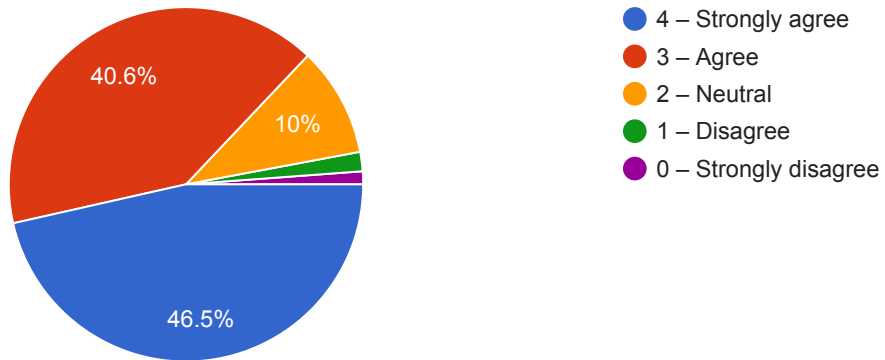
16. The institute/ teachers use student centric methods, such as experiential learning, participative learning and problem solving methodologies for enhancing learning experiences.

170 responses



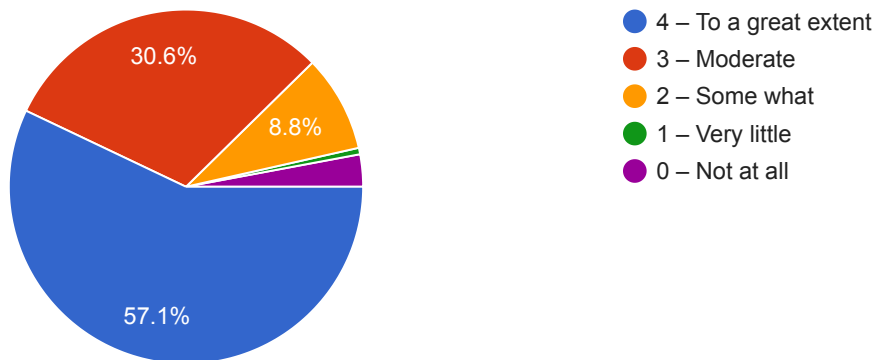
17. Teachers encourage you to participate in extracurricular activities.

170 responses



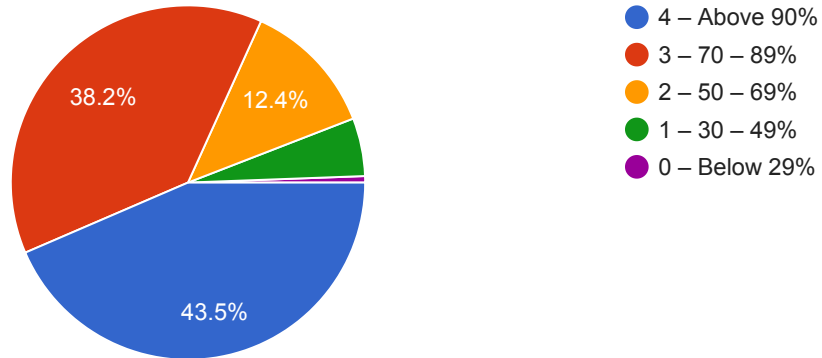
18. Efforts are made by the institute/ teachers to inculcate soft skills, life skills and employability skills to make you ready for the world of work.

170 responses



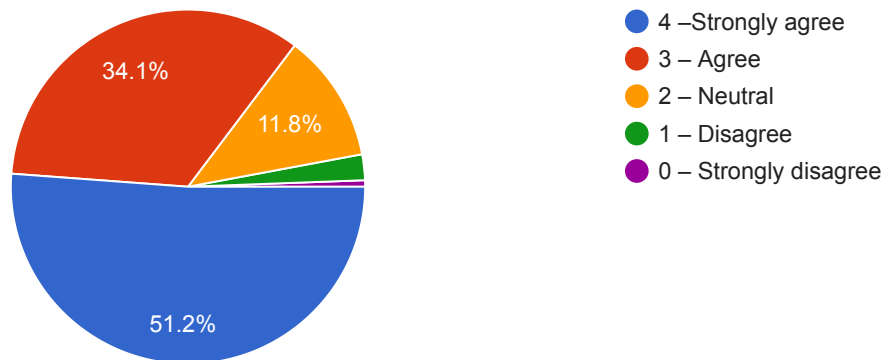
19. What percentage of teachers use ICT tools such as LCD projector, Multimedia, etc. while teaching.

170 responses



20. The overall quality of teaching-learning process in your institute is very good.

170 responses



21. Give three observation / suggestions to improve the overall teaching – learning experience in your institution.

170 responses

- .
- No suggestions
-
- NA
- No
- Good
- Yes
-
- Na

Student Satisfaction Survey
On
"Teaching – Learning and Evaluation"

Result Analysis: 2020-21

Sr. No.	Particulars	Students Feedback (170 Respondent)	Result Analysis
1	How much of the syllabus was covered in the class?	4 – 85 to 100% (41.8 %) 3 – 70 to 84% (41.2 %) 2 – 55 to 69% (10.6 %) 1– 30 to 54% 0 –Below 30%	93.6 % students are truly satisfied with syllabus covered in the class
2	How well did the teachers prepare for the classes?	4 –Thoroughly (40.6 %) 3 – Satisfactorily (54.7 %) 2 – Poorly 1 – Indifferently 0 – Won't teach at all	95.3 % students are highly agreed for teachers reparation in class
3	How well were the teachers able to communicate?	4 – Always effective (65.3 %) 3 – Sometimes effective (22.4 %) 2 – Just satisfactorily (10 %) 1– Generally ineffective 0– Very poor communication	87.7 % students are saying teachers are able to well communicate in the class
4	The teacher's approach to teaching can best be described as	4– Excellent (44.7 %) 3 – Very good (32.4 %) 2 – Good (20.6 %) 1 – Fair 0– Poor	97.7 % students are fully satisfied with teachers explanation
5	Fairness of the internal evaluation process by the teacher	4 – Always fair (64.7 %) 3 – Usually fair (28.8 %)	93.5 % students are satisfied with Internal evaluation process

		2 – Sometimes unfair 1 – Usually unfair 0– Unfair	adopted by teachers
6	Was your performance in assignments discussed with you?	4. Every time (55.9 %) 3 –Usually (27.1 %) 2 –Occasionally/Sometimes (11.8 %) 1 – Rarely 0– Never	83 % of students are saying that teachers discussed the performance of assignments in the class
7	The Institute takes active interest in promoting internship, student exchange, field visit opportunities for students	4 – Regularly (58.8%) 3 – Often (19.4 %) 2 – Sometimes (12.9 %) 1 – Rarely . 0– Never	92.2 % students are saying that Institute take active interest in promoting Internship and in field visit
8	The teaching and mentoring process in your institution facilitates you in cognitive, social and emotional growth	4 – Significantly (35.3 %) 3 – Very well (45.3 %) 2 – Moderately (14.1 %) 1 – Marginally 0– Not at all	Institution is having its own mentoring process & it is well said by 94.7 % students
9	The institution provides multiple opportunities to learn and grow.	4– Strongly agree (41.8 %) 3 – Agree (44.7 %) 2 – Neutral (12.4%) 1 – Disagree 0– Strongly disagree	98.9% students are very satisfied with opportunities provided by Institution to learn and grow
10	Teachers inform you about your expected competencies, course outcomes and programme Outcomes.	4 – Every time (60.6 %) 3 – Usually (27.6 %) 2– Occasionally/Sometimes (8.8%) 1 – Rarely 0– Never	88.2 % students are agreed about teachers have make them aware with course outcomes, programme outcomes and competencies achieved
11	Your mentor does a necessary follow-up with an assigned task to you	4 – Every time (57.1 %) 3 – Usually (32.9 %) 2 – Occasionally/Sometimes	90 % students are satisfied with mentors follow up regarding assigned tasks

		1 – Rarely 0 – I don't have a mentor	
12	The teachers illustrate the concepts through examples and applications	4 – Every time (66.5%) 3 – Usually (24.1 %) 2 – Occasionally/Sometimes (7.1%) 1 – Rarely 0 – Never	90.6% students satisfied for illustration the concepts through examples & applications by teachers
13	The teachers identify your strengths and encourage you with providing right level of challenges.	4 – Fully (51.8 %) 3 – Reasonably (31.8 %) 2 – Partially (12.4%) 1 – Slightly 0 – Unable to	83.6 % students agreed for teachers do encourage to the student where needed
14	Teachers are able to identify your weaknesses and help you to overcome them.	4 – Every time (54.1 %) 3 – Usually (25.9 %) 2 – Occasionally/Sometimes (11.2%) 1 – Rarely (6.5%) 0 – Never	80 % students are saying that teachers are capable to identify their weaknesses and support to mitigate weaknesses
15	The institution makes effort to engage students in the monitoring, review and continuous quality improvement of the teaching learning process.	4 – Strongly agree (41.2%) 3 – Agree (42.9 %) 2 – Neutral (12.9%) 1 – Disagree 0 – Strongly disagree	84.1 % students are fully agreed for Institutions effort for quality improvement of the teaching-learning process
16	The institute/ teachers use student centric methods, such as experiential learning, participative learning and problem solving methodologies for enhancing learning experiences	4. To a great extent (53.5 %) 3 – Moderate (34.1 %) 2 – Somewhat (8.8%) 1 – Very little 0 – Not at all	87.6 % students are satisfied with experimental learning, participative learning and problem solving skill used by teachers
17	Teachers encourage you to participate in extracurricular activities.	4 – Strongly agree (46.5 %) 3 – Agree (40.6%) 2 – Neutral (10%) 1 – Disagree 0 – Strongly disagree	87.1 % students agreed with teachers efforts to participate the students in curricular and extra-curricular activities

18	Efforts are made by the institute/ teachers to inculcate soft skills, life skills and employability skills to make you ready for the world of work	4 – To a great extent (57.1 %) 3 – Moderate (30.6 %) 2 – Somewhat (8.8%) 1 – Very little 0 – Not at all	87.7% students very satisfied for teachers and Institutional efforts to inculcate soft skill and life skills
19	What percentage of teachers use ICT tools such as LCD projector, Multimedia, etc. while teaching	4 – Above 90% (43.5 %) 3 – 70 – 89% (38.2 %) 2 – 50 – 69% (12.4 %) 1 – 30 – 49% (5.3%) 0 – Below 29%	94.1 % students are very agreed and satisfied about teachers innovative methods includes of ICT tools and new teaching learning approaches
20	The overall quality of teaching-learning process in your institute is very good.	4 –Strongly agree (51.2 %) 3 – Agree (34.1 %) 2 – Neutral (11.8 %) 1 – Disagree 0 – Strongly disagree	85.3 % are satisfied about overall quality of teaching-learning process used in Institution
21	Give three observation / suggestions to improve the overall teaching – learning experience in your institution.	1: No need of comments already satisfied with the teaching process 2:Provide us off campus and internship opportunity 3:Need some industrial visit 4: Extra practical classes will needed 5: more assignment and quiz practice will require 6: Use better graphics and visual media 7: Try to reach every student and ask for their doubts 8: Make teaching a two-way interaction	

Observation: Overall student’s satisfaction report is good. Definitely we shall care the suggestions made by the students in subjective question for improvement in T-L process and quality enhancement.